



INSTRUCTIONS D'ASSEMBLAGE
ASSEMBLY INSTRUCTIONS

MONARCH
SPECIALTIES INC.

I 1370

TABLE A MANGER -
36"X 60" BOIS PLAQUE BRUN

DINING TABLE -
BROWN VENEER 36"X 60"

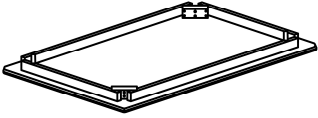



POUR DE L'ASSISTANCE OU POUR COMMANDER
DES PIÈCES CONTACTEZ NOTRE DÉPARTEMENT
DE SERVICE À LA CLIENTÈLE.



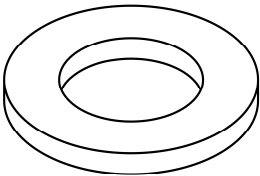
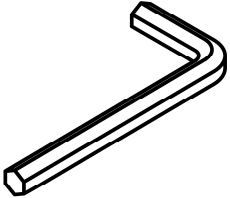
FOR ASSISTANCE OR TO ORDER PARTS
CONTACT OUR CUSTOMER SERVICE DEPARTMENT

WWW.MONARCHSERVICE.COM

LISTE DES PIÈCES
PARTS LIST

PIÈCE / PART #	IMAGE	DESCRIPTION	QTY / QTÉ
1		TABLE TOP SURFACE DE TABLE	1
2		TABLE LEG PATTE DE TABLE	4

LISTE DES PIÈCES DE MONTAGE
HARDWARE LIST

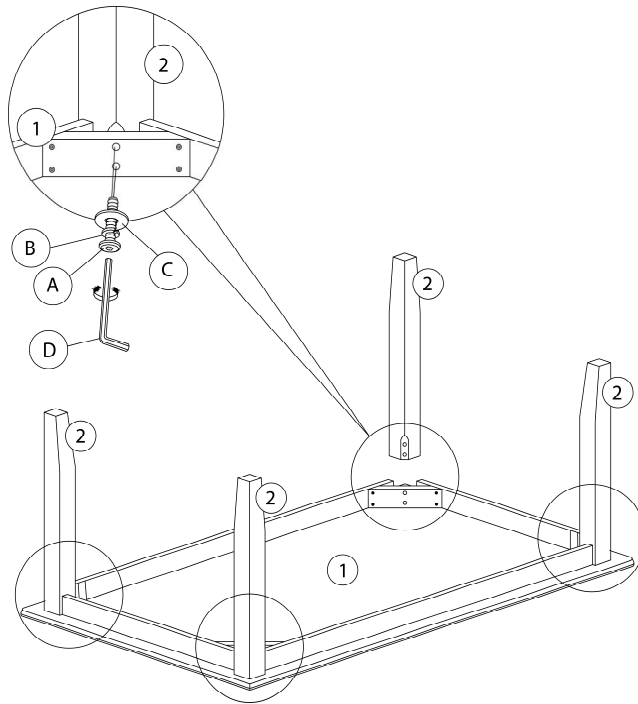
PIÈCE / PART #	IMAGE	DESCRIPTION	QTY / QTÉ
A		<p align="center">ASSEMBLING BOLT - 3/8" X 2 3/4" BOULON D'ASSEMBLAGE - 3/8" X 2 3/4"</p>	8
B		<p align="center">LOCK WASHER - 3/8" X 1/2" ENTRETOISE DE MÉTAL - 3/8" X 1/2"</p>	8
C		<p align="center">METAL WASHER - 3/8" X 7/8" RONDELLE DE MÉTAL - 3/8" X 7/8"</p>	8
D		<p align="center">HEX KEY CLÉ HEXAGONALE</p>	1



OUTIL DE VÉRIFICATION DE DIMENSIONS DES PIÈCES
HARDWARE DIMENSIONS VERIFICATION TOOL



ÉTAPE / STEP 1



ÉTAPE / STEP 2

